


16,884

**Brittini Turner
Hunt County Treasurer**

FY 21: Monthly Report, June 2021

FILED FOR RECORD
at 1:30 o'clock P M

JUL 27 2021


JENNIFER LINDENZWEIG
County Clerk, Hunt County, TX
By 

The Treasurers' Monthly Report includes money received and disbursed as well as funds invested and debt due by Hunt County. The Treasurer's Books and the Auditor's General Ledger agree. The Bank Statements have been reconciled and approved by the County Auditor.


This affidavit must state the amount of cash and other assets that are in the custody of the county treasurer at the time of the examination. (LGC 114.026) **Month End Balance: \$66,520,079.31**


Therefore, Brittini Turner, County Treasurer of Hunt County, Texas, who being fully sworn, upon oath says that the within and foregoing report is true and correct to the best of her knowledge.


This report will be filed with accompanying reports this 27th day of July, 2021.



Brittini Turner, Hunt County Treasurer


Commissioners' Court having compared and examined the Treasurer's Report as presented and subject to independent auditor's review, certify the report to be correct and therefore request it be filed with the official minutes of this meeting. LGC 114.026(c)


Mark Hutchins, Comm., Pct #1


Bobby Stovall, Hunt County Judge


Randy Strait, Comm., Pct #2


Phillip Martin, Comm., Pct #3


Steven Harrison, Comm., Pct #4

**Hunt County Treasurer
Monthly Report
June 2021**

Hunt County Funds	Beginning Balance	Money Received	Money Disbursed	Transfer In/Out Investment	Month End Balance
10-GENERAL	3,858,931.87	2,192,564.18	-2,875,626.34	0.00	3,175,869.71
10-TexPool Investment	1,099,558.80	11.73	0.00	0.00	1,099,570.53
10-TexStar Investment	2,876,891.01	23.66	0.00	0.00	2,876,914.67
10-Inwood Nat'l Bank CD # 8263	603,889.31	307.74	0.00	0.00	604,197.05
10-Inwood Nat'l Bank CD # 6260	543,686.47	277.05	0.00	0.00	543,963.52
10-Logic G.O.	21,798,290.25	1,054.14	0.00	0.00	21,799,344.39
10-General Fund Totals:	30,781,247.71	2,194,238.50	-2,875,626.34	0.00	30,099,859.87
15-Exchange Bldg	1,568,328.71	49,109.82	-60,484.59		1,556,953.94
20-Law Library	18,303.57	3,885.00	-10,258.80		11,929.77
21-R&B #1	155,851.97	53,552.11	-101,788.78	0.00	107,615.30
21-R&B #1, TexPool Invest.	51,270.17	0.44	0.00	0.00	51,270.61
21-R&B #1, Logic	1,511,664.54	73.12	0.00	0.00	1,511,737.66
21-R&B #1 Fund Totals:	1,718,786.68	53,625.67	-101,788.78	0.00	1,670,623.57
22-R&B #2	144,261.21	101,720.36	-124,228.87	0.00	121,752.70
22-R&B #2, TexPool Invest.	51,263.11	0.44	0.00	0.00	51,263.55
22-R&B #2, Logic	1,072,448.80	51.87	0.00	0.00	1,072,500.67
22-R&B #2 Fund Totals:	1,267,973.12	101,772.67	-124,228.87	0.00	1,245,516.92
23-R&B #3	146,941.40	136,066.21	-122,609.91	0.00	160,397.70
23-R&B #3, TexPool Invest	92,786.61	1.03	0.00	0.00	92,787.64
23-R&B #3, Logic	937,131.53	45.32	0.00	0.00	937,176.85
23-R&B #3 Fund Totals:	1,176,859.54	136,112.56	-122,609.91	0.00	1,190,362.19
24-R&B #4	159,385.90	161,354.08	-145,093.50	0.00	175,646.48
24-R&B #4, TexPool Invest	52,880.22	0.49	0.00	0.00	52,880.71
24-R&B #4, Logic	1,227,314.90	59.34	0.00	0.00	1,227,374.24
24-R&B #4 Fund Totals:	1,439,581.02	161,413.91	-145,093.50	0.00	1,455,901.43
25-Health Private	10,044.93	491.00	-678.96		9,856.97
26-State Health Services	-69,840.25	73,347.72	-27,062.16		-23,554.69
27-Hunt County Grants	-5,699.57	3,004.51	-14,480.38		-17,175.44
41-American Rescue Plan Funds	9,575,364.50	0.00	0.00		9,575,364.50
44-Road Bonds	0.00	0.00	0.00	0.00	0.00
44-Road Bonds, Logic	7,612,908.18	368.14	0.00	0.00	7,613,276.32
44-Road Bond Totals:	7,612,908.18	368.14	0.00	0.00	7,613,276.32
45-Capital Improvement	0.00	0.00	0.00	0.00	0.00
45-Capital Improvement Logic	5,423,010.07	262.26	0.00	0.00	5,423,272.33
45-Capital Improvement TxPool	3,333,932.29	35.78	0.00	0.00	3,333,968.07
45-Capital Improvement Totals:	8,756,942.36	298.04	0.00	0.00	8,757,240.40
61-Right of Way Fund	13,165.62	0.00	0.00		13,165.62
61-Right of Way Fund TxPool	9,568.33	0.00	0.00		9,568.33
Right of Way Fund Totals	22,733.95	0.00			22,733.95

**Hunt County Treasurer
Monthly Report
June 2021**

Hunt County Funds	Beginning Balance	Money Received	Money Disbursed	Transfer In/Out Investment	Month End Balance
68-JP, DDC Fee Fund	133,203.30	328.89	-691.24		132,840.95
70-Voter Admin 19	0.00	0.00	-3,343.00		-3,343.00
71-DC Records Management	27,973.59	160.13	0.00		28,133.72
72-HAVA/CARES Grant	0.00	0.00	0.00		0.00
74-Elections Special	82,713.55	0.00	0.00		82,713.55
75-CA-DWI	14,669.64	78.14	0.00		14,747.78
77-PreTrial Intervention	60,156.01	3,370.00	-1,230.88		62,295.13
81-CC Rec Mgt Preservation	743,857.06	34,805.76	-6,638.84		772,023.98
82-Courthouse Security	138,218.23	5,024.38	-569.18		142,673.43
83-Justice Court Sec.	59,730.19	293.11	-177.84		59,845.46
84-District Clerk Archive	65,562.45	245.00	0.00		65,807.45
85-Co & District Court Techn	14,899.55	543.82	0.00		15,443.37
86-County Record Preservation	102,998.82	620.00	-695.00		102,923.82
87-Justice Court Technology	34,286.96	995.78	-736.14		34,546.60
88-County Clerk Archive	459,317.31	33,100.00	0.00		492,417.31
89-County Record Mgt Preserve	93,431.11	3,414.04	0.00		96,845.15
91-LEOSE	64,444.37	0.00	-445.00		63,999.37
95-Juv Prob. Local Funds	661,181.33	49,270.00	-41,652.61		668,798.72
96-Juv Prob Grant Funds	88,776.36	51,424.36	-46,398.89		93,801.83
50-Debt Service (I&S)	266,525.24	10,965.93	-4,434.00	0.00	273,057.17
50-Debt Service TexPool Inv	151,616.22	1.60	0.00	0.00	151,617.82
50-Debt Service Fund Totals:	418,141.46	10,967.53	-4,434.00	0.00	424,674.99
Total of Funds:	48,804,788.88	2,972,010.44	-3,589,324.91	0.00	66,520,079.31

**Hunt County Treasurer
Monthly Report
June 2021**

HUNT COUNTY DEBT

	Mo. Beginning	Payment	Balance Due
Reserve State Comptroller	\$743,972.23	-\$1,888.23	\$742,084.00
Reserve St Comptroller II	\$47,350.82	-\$2,960.00	\$44,390.82
2015 Tax Notes	\$635,000.00	\$0.00	\$635,000.00
2017 Road Bonds Payable	\$5,475,000.00	\$0.00	\$5,475,000.00
2021 Road Bonds Payable	\$5,745,000.00	\$0.00	\$5,745,000.00
Bond Premium Payable	-\$28,955.16	\$0.00	-\$28,955.16
2017 Road Bond Premium	\$289,750.00	\$0.00	\$289,750.00
2021 Road Bond Premium	\$330,337.50	\$0.00	\$330,337.50
Liability Comp Absence	\$482,062.00	\$0.00	\$482,062.00
R&B 2 M/G BCI Capital	\$103,799.99	-\$5,680.16	\$98,119.83
R&B 4 Loaders BCI Capital	\$105,346.12	-\$5,764.76	\$99,581.36
SRC Dump Trk Bancorp Finance	\$270,539.23	-\$4,847.82	\$265,691.41
SRC Excavator CAT Financial	\$227,673.42	-\$5,131.22	\$222,542.20
OPEB Pension Liability	\$11,033,948.00	\$0.00	\$11,033,948.00
GASB 68 Pension Liability	\$8,323,051.00	\$0.00	\$8,323,051.00
Def. Resource Inflow Pensn	\$463,124.00	\$0.00	\$463,124.00
Def. Inflow Resources-OPEB	\$1,213,403.00	\$0.00	\$1,213,403.00
Totals:	\$35,460,402.15	-\$26,272.19	\$35,434,129.96

Invested Funds
June 2021

GENERAL Fund	Rate	Month Balance	
Logic	0.0588%	21,799,344.39	80.97%
Texpool	0.0131%	1,099,570.53	4.08%
Texstar	0.0100%	2,876,914.67	10.69%
Inwood Ntl CD 8263 - Maturity Date 10/10/21	0.6000%	604,197.05	2.24%
Inwood Ntl CD 6260 - Maturity Date 04/13/22	0.6000%	543,963.52	2.02%
TOTAL:		26,923,990.16	100.00%

Road & Bridge 1	Rate	Month Balance	
Logic	0.0588%	1,511,737.66	96.72%
Texpool	0.0131%	51,270.61	3.28%
TOTAL:		1,563,008.27	100.00%

Road & Bridge 2	Rate	Month Balance	
Logic	0.0588%	1,072,500.67	95.44%
Texpool	0.0131%	51,263.55	4.56%
TOTAL:		1,123,764.22	100.00%

Road & Bridge 3	Rate	Month Balance	
Logic	0.0588%	937,176.85	90.99%
Texpool	0.0131%	92,787.64	9.01%
TOTAL:		1,029,964.49	100.00%

Road & Bridge 4	Rate	Month Balance	
Logic	0.0588%	1,227,374.24	95.87%
Texpool	0.0131%	52,880.71	4.13%
TOTAL:		1,280,254.95	100.00%

Capital Improvement	Rate	Month Balance	
Logic	0.0588%	5,423,272.33	61.93%
Texpool	0.0131%	3,333,968.07	38.07%
TOTAL:		8,757,240.40	100.00%

(Also at 100% each as stated below)

Logic: Road Bonds	7,613,276.32
TexPool: Right of Way	9,568.33
TexPool: Debt Service I&S	151,617.82

Total Investments: **\$48,452,684.96**